

## Daily Trading Ideas

**From:** Bell Direct  
**Sent:** Thursday, March 30, 2017 7:02:40 AM  
**To:** Mark Smith  
**Subject:** Daily Trading Ideas



### DAILY TRADING IDEAS

30 March 2017

We hope you enjoy this daily newsletter, part of our new suite of great trading and investing tools provided by Recognia with our compliments. The Recognia trading and investing tools provided by Bell Direct are provided to Bell Direct clients with an activated trading account.

This report provides you with today's trade ideas based on chart patterns that are automatically detected by Recognia®. These are starting points for your own research to identify opportunities that make sense for you. To take a closer look, click on the chart or the pattern name. Click the Trade button to access your account and do further research including the full power of Recognia tools. Feel free to forward this to a friend!

If you would like to find out more about our suite of Recognia tools please email [support@belldirect.com.au](mailto:support@belldirect.com.au). If you no longer wish to receive this newsletter via e-mail, you can [unsubscribe](#).

### TODAY'S TRADE IDEAS

#### BULLISH

[South32 Ltd \(S32:ASX\)](#)

[CSR Ltd \(CSR:ASX\)](#)

[Rio Tinto Ltd \(RIO:ASX\)](#)

#### BEARISH

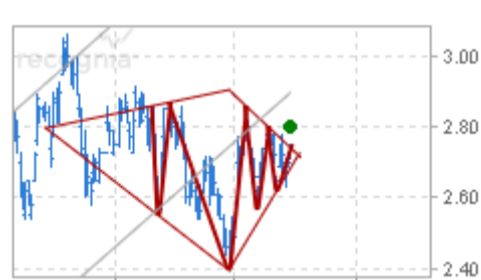
[ChimpChange Ltd \(CCA:ASX\)](#)

[RCR Tomlinson Ltd \(RCR:ASX\)](#)

[Gascoyne Resources Ltd \(GCY:ASX\)](#)

#### SOUTH32 LTD (S32:ASX)

##### ▲ Continuation Diamond (Bullish)



Trading closed at 2.74 to confirm an Intermediate-Term Bullish Continuation Diamond (Bullish) pattern

Tells Me: The price has broken upward out of a consolidation period, suggesting a continuation of the prior uptrend. The pattern begins during a downtrend as prices... [more details](#)

TRADE

Target Price Range: 3.17 - 3.27

#### CSR LTD (CSR:ASX)

##### ▲ Flag (Bullish)



Trading closed at 4.54 to confirm a Short-Term Bullish Flag (Bullish) pattern

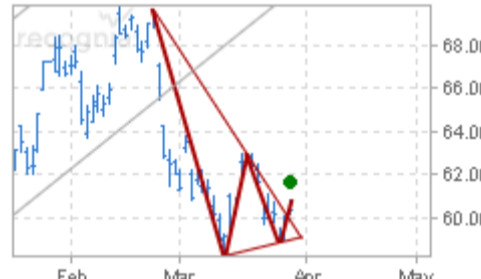
Tells Me: The price seems to be resuming a sharp rally after taking a brief pause. A Bullish Flag pattern occurs during a dynamic market rally, representing a brief... [more details](#)

TRADE

Target Price Range: 4.92 - 5.02

#### RIO TINTO LTD (RIO:ASX)

##### ▲ Symmetrical Continuation Triangle (Bullish)



Trading closed at 60.35 to confirm an Intermediate-Term Bullish Symmetrical Continuation Triangle (Bullish) pattern

Tells Me: The price has broken upward out of a consolidation period, suggesting a continuation of the prior uptrend. A Symmetrical Continuation Triangle (Bullish)... [more details](#)

TRADE

Target Price Range: 70.00 - 72.00

#### CHIMPCHANGE LTD (CCA:ASX)

##### ▼ Double Top



Trading closed at 0.80 to confirm a Short-Term Bearish Double Top pattern

Tells Me: The price seems to have reached a top, after failing to break through a resistance level and ultimately breaking downward in a sign of reversal to a new... [more details](#)

TRADE

Target Price Range: 0.73 - 0.75

#### RCR TOMLINSON LTD (RCR:ASX)

##### ▼ Diamond Top



Trading closed at 3.20 to confirm an Intermediate-Term Bearish Diamond Top pattern

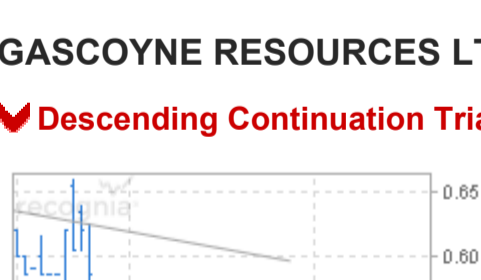
Tells Me: The price seems to have reached a top, showing signs of reversal as it has broken downward after a period of uncertainty or consolidation. The Diamond... [more details](#)

TRADE

Target Price Range: 2.87 - 2.93

#### GASCOYNE RESOURCES LTD (GCY:ASX)

##### ▼ Descending Continuation Triangle



Trading closed at 0.49 to confirm an Intermediate-Term Bearish Descending Continuation Triangle pattern

Tells Me: The increasingly lower highs and constant lows within this pattern tell us that sellers are more aggressive than buyers, confirmed by a break down through... [more details](#)

TRADE

Target Price Range: 0.43 - 0.45

### ABOUT TRADE IDEAS

Trade ideas are based on Technical Events identified by research provider Recognia Inc. Every financial instrument is analyzed after every market close to confirm whether a new chart pattern has formed or technical indicator has triggered a signal, giving immediate insight into the possible direction of the price. The analysis is done for you, with full commentary, so you can find out what the price action is telling you.

This email was brought to you by Bell Direct, an online brokerage dedicated to empowering you, the independent self-directed investor. Trade ideas are provided by Recognia Inc., the industry leader providing actionable investment research products for self-directed investors and traders.

If you no longer wish to receive this newsletter via e-mail, you can [unsubscribe](#).

The Daily Trading Ideas is for informational purposes only. The information contained in the Daily Trading Ideas, including the Daily Trading Ideas service messages, does not constitute advice or recommendation by Recognia Inc. or Bell Direct in respect of the investment in financial instruments. Your use of the Daily Trading Ideas service is subject to the [Recognia Terms of Use](#).

Pricing, historical chart data, real-time and fundamental company data are provided by Morningstar Research Inc.

Technical Event® and Recognia® are registered trademarks of Recognia Inc.

Recognia products and services are protected under U.S. Patent Nos.: 6,801,201; 7,469,226; 7,469,238; 7,835,966; and 7,853,506; and corresponding foreign patents.



Recognia Inc.  
200-301 Moodie Dr.  
Ottawa, ON, Canada K2H 9C4

