HEADLINES

US MARKETS

DOW JONES ONE-YEAR CHART

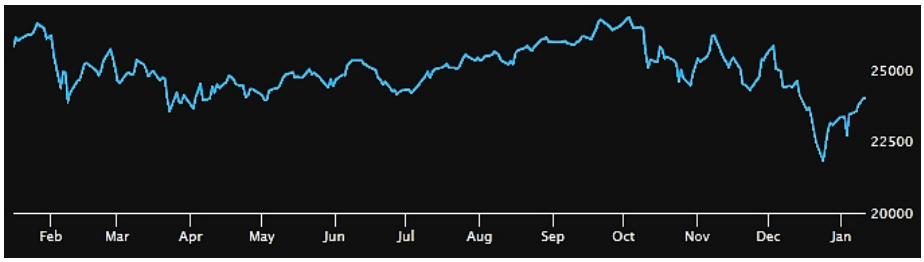

US markets gained on Tuesday as positive results from Walmart boosted investor sentiment and US China trade talks continued.All three mahor US equity indexes closed highe with the Nasdaq ending it's 7th consecutive day in the black. Consumer discretionary stocks , led by Amazon.com, provided the biggest lift to the S&P 500 and Nasdaq whilst Walmart Inc leade the bluechip Dow's advance rising by 2.2% after reported better than expected sales results. The DJIA closed 0.03% higher , S&P 500 gained 0.15% and the Nasdaq gained 0.19%.

EUROPEAN MARKETS

STOXX 600 ONE-YEAR CHART

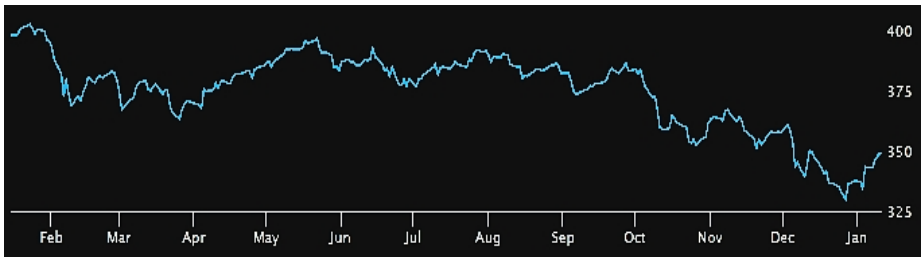

European stocks were down on Tuesday as investors reacted to the earnings report of HSBC and BHP Group while trade negotiations between the US and China continue in Washington. The STOXX 600 fell by 0.4%, Italy's FTSE MIB was down 0.9% whilst the CAC 40 was down 0.3%, the DAX fell 0.2%. HSBC Holdings PLC reported lower than expected fourth quarter profits leading to a 3% drop in the share price. Results from other UK banks are expected later this week including Lloyds bank which added 0.4% on Tuesday and Barclarys which has remained flat. BHP group also failed to impress investors despite the 87% rise in the first half net profits which lead to a 1.2% drop in share price.

AUSTRALIAN MARKET

ASX 200 ONE-YEAR CHART

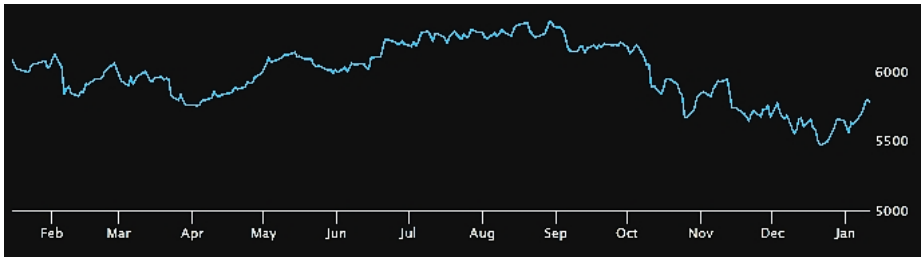

The Australian market awaits for the minutes of the last RBA policy meeting. Early results so far from NZ media Entertainment , Heartland Group, Coles, IOOF, Monadelphous, Mount Gibson Iron, Saracen Mineral Holdings and Sandfire resources. Australia's second largest grocery chain, Coles, reported a 14% drop in half year profit since the spin off from Wesfarmers. The S&P/ASX 200 rose by 0.4% whilst the all ordinaires rose by 0.4%. Iron ore miners were among the market's best performers on Monday after Macquarie upgraded its price expectations. Australia's benchmark metals and mining index rose aby 1.8% to it's highest level in seven years.

TOP MOVERS (PREVIOUS SESSION)

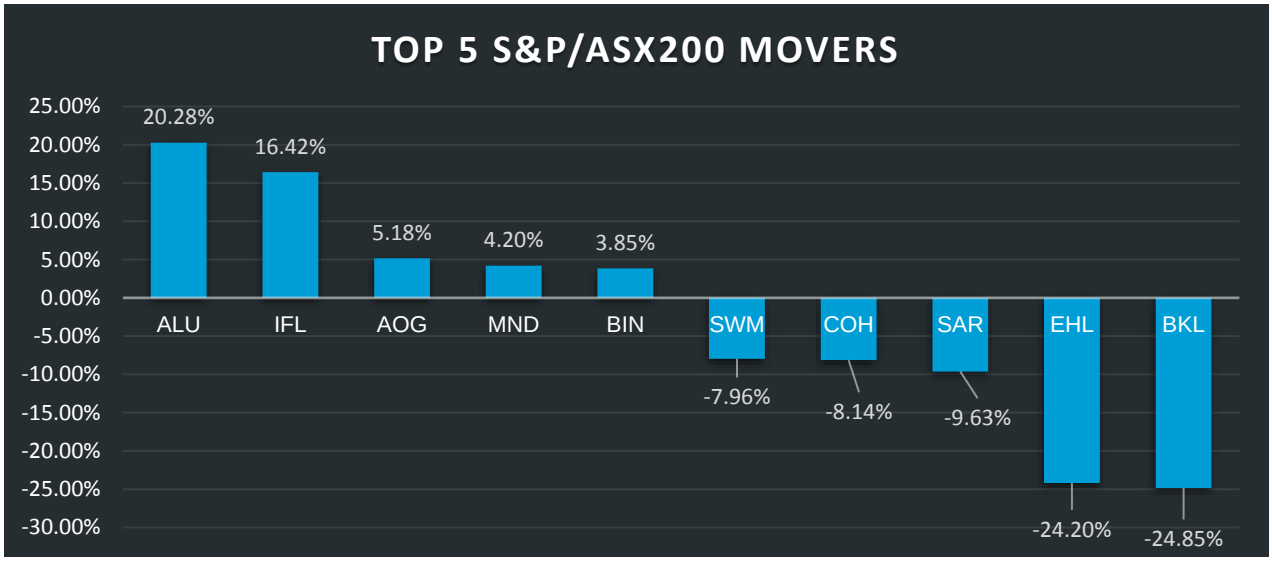

MARKET DATA

INDICES	CLOSE	CHANGE	FX	CLOSE	CHANGE	COMMODITIES	PRICE (US$)	CHANGE	AU BONDS	RATES
ASX 200	6107	0.28%	AUD/USD	0.7163	0.49%	GOLD	$1,342.91	1.12%	1 YEAR	0.02
SPI FUTURES	6076	0.18%	AUD/NZD	1.041	0.09%	SILVER	$16.00	1.21%	2 YEAR	0.02
DOW	25891	0.03%	AUD/EUR	0.6317	0.25%	PLATINUM	$815.00	1.62%	3 YEAR	0.02
FTSE 100	7179	-0.56%	AUD/GBP	0.5484	-0.56%	BRENT CRUDE	$56.12	0.27%	4 YEAR	0.02
NIKKEI 225	21303	0.10%	AUD/YEN	79.22	0.48%	NATURAL GAS	$2.66	0.48%	5 YEAR	0.02
HANG SENG	28228	-0.42%	EUR/USD	1.134	0.27%	COPPER	$2.88	1.20%	10 YEAR	0.02
VIX	15	-0.20%	GBP/USD	1.3061	1.08%	IRON ORE	$88.56	0.24%	15 YEAR	0.02

WEEKLY ECONOMIC CALENDAR

WED	20-Feb	THU	21-Feb	FRI	22-Feb	SAT	23-Feb	Mon	25-Feb
	AUD Wage Price Index (YoY) (4Q)		AUD Unemployment Rate (JAN)		EUR Euro-Zone Consumer Price Index (YoY) (JAN F)				USD Retail Sales Advance (MoM) (JAN)
	AUD CBA Australia PMI Composite (FEB P)		AUD RBA's Lowe Parliamentary Testimony		EUR German Gross Domestic Product w.d.a. (YoY) (4Q F)				USD Retail Sales Ex Auto and Gas (JAN)

In Australia, data on the CBA Australia PMI composite will be released along with wage prices for the 4th quarter. In the Euro zone, data on consumer confidence will be released.

TODAY'S CORPORATE ACTIONS

ASX code:	Action:
ADI	RENAME: [IDR] INDUSTRIA STAPLED NEW: [ADI] APNINDREIT STAPLED
AGL	QUOTED: Ex Dividend
AYG	QUOTED: Ex Entitlement
CL1	QUOTED: Ex Dividend
DHG	QUOTED: Ex Dividend
DOW	QUOTED: Ex Dividend
NCM	QUOTED: Ex Dividend
NGI	QUOTED: Ex Dividend
PAA	QUOTED: Ex Entitlement
SLZ	QUOTED: Ex Entitlement
SUN	QUOTED: Ex Dividend
SW1	CHANGE OF DESC: SWIFT NET FPO NEW: SWIFTMEDIA FPO
ANZPD	QUOTED: Ex Dividend
BENHB	CHANGE OF IR: [BENHB] BEN ADE BK HYR3QU 2.94% NEW: 2.97%
SBKHB	CHANGE OF IR: [SBKHB] MET NYR3QU 2.69% NEW: 2.72%
NCM	QUOTED: Ex Dividend

Important Disclaimer: This may affect your legal rights: This document has been prepared without consideration of any specific client's financial situation, particular needs and investment objectives. While this document is based on the information from sources which are considered reliable, no responsibility is accepted by Third Party Platform Pty Ltd ABN 74 121 227 905 AFSL 314 341 trading as Desktop Broker, its directors, employees and consultants for its accuracy and completeness which are not guaranteed and no warranty of accuracy, completeness or reliability is given or implied and no responsibility for any loss or damage arising in any way for any representation, act or omission is accepted. Nor does Desktop Broker accept any responsibility to inform you of any matter that subsequently comes to its notice, which may affect any of the information contained in this document. This document is a private communication to advisors and is not intended for public circulation or for the use of any third party. This is general investment advice only and does not constitute advice to any person.

Disclosure of Interest: Desktop Broker receives commission from dealing in securities and its associates may hold shares in the companies contained in this report.